


2012 sink tip weights & specs


RIO Tips technical information					
<i>Type</i>	<i>Sink Rate</i>	<i>Loop Color</i>	<i>Type</i>	<i>Sink Rate</i>	<i>Loop Color</i>
T-8	6-7 ips	White	Int.	1.5-2 ips	Clear
T-11	7-8 ips	Green	Type 3	3-4 ips	Yellow
T-14	8-9 ips	Blue	Type 6	6-7 ips	Gray
T-17	9-10 ips	Black	Type 8	8-9 ips	Green
T-20	10+ ips	None			

Correctly attaching your tip


When looping on tips (or leaders), it is important to make sure that the loops fit correctly. To do this, first put the fly line/shooting head loop through the loop on the tip, then put the opposite end of the tip through the fly line loop and draw tight.




Good Connection



Bad Connection


© RPI, Inc. All Rights Reserved
www.rioproducts.com

15 ft tips weight			MOW Tips - Grains				
<i>Size</i>	<i>Grains</i>	<i>Grams</i>	<i>Type</i>	<i>Grains</i>	<i>Grains</i>	<i>Grains</i>	<i>Grains</i>
				Light	Med	Hvy	X Hvy
4 wt	61 gr	4.0					
5 wt	73 gr	4.7	10' Flt	90	120	150	180
6 wt	84 gr	5.4	7.5' & 2.5'	85	115	145	175
7 wt	95 gr	6.2	5' & 5'	85	115	145	175
8 wt	109 gr	7.1	2.5' & 7.5'	85	115	145	175
9 wt	129 gr	8.4	10' Sink	80	110	140	170
10 wt	150 gr	9.7	12.5' Sink	100	138	175	213
11 wt	166 gr	10.8					
12 wt	190 gr	12.3					
10 ft tips weight			MOW Tips - Grams				
<i>Size</i>	<i>Grains</i>	<i>Grams</i>	<i>Type</i>	<i>Grams</i>	<i>Grams</i>	<i>Grams</i>	<i>Grams</i>
				Light	Med	Hvy	X Hvy
#4	45	2.9	10' Flt	5.8	7.8	9.7	11.7
#5	55	3.6	7.5' & 2.5'	5.5	7.5	9.4	11.4
#6	65	4.2	5' & 5'	5.5	7.5	9.4	11.4
#7	75	4.9	2.5' & 7.5'	5.5	7.5	9.4	11.4
#8	85	5.5	10' Sink	5.2	7.1	9.1	11.0
#9	95	6.2	12.5' Sink	6.5	9.0	11.4	13.8


All weights are approximate, and for reference only